

PESTS!

PRINT & PLAY PDF
PLAYTESTING EDITION v1.2

Please e-mail any feedback to PestsTheGame@gmail.com



Game concept by Michael McFarland
All artwork ©2016 Todd Jakubisin

While we want as many people to playtest this game as possible, we ask that you do not directly distribute this PDF. Instead, please refer anyone interested to <http://games.spontaneouslycombustible.com/pests>

Introduction

What's the Game About?

You play as an **Exterminator** who specializes in the elimination of a particular type of **Pest**: **Flying Bugs**, **Creepy Crawlies**, **Winged Beasts**, **Vicious Vermin**, **Unwanted Guests**, or **Spooky Specters**. You've been hired to clear your type of pests out of a house. The homeowner's hired several other exterminators to clear out the pests that they specialize in. Only the first to complete their job will get paid!

How do I win?

Each type of pest has its own color that matches with an exterminator. As an exterminator, you are trying to eliminate the pests that **match your color**. To win, you must, *in any order*, **seal the nest** of your type of pest, **eliminate all pests** of your color, **capture the queen pest** of your color in a trap, and **finally empty that trap** once your nest is closed and all your pests are eliminated. The first exterminator to do so wins!

Can I be eliminated from the game?

Yes. If all of the available pests that match your color are in the house at the end of your turn, that pest's infestation is complete and you are eliminated. If any pests or the queen are in a trap, they are not considered to be in the house.

Game Setup

Your game should come with the following pieces:

House Room Tiles: 25 total; 18 square standard tiles, 6 square nest tiles (*1 of each color, into which pests will emerge until sealed*), 1 oblong entry tile - *all these tiles are used to build the game board*

Exterminators: 6 total; 1 of each color - *represent the players on the game board*

Exterminator Cards: 6 total; 1 of each color - *describe each player & their special characteristics*

Pests: 144 total; 24 of each color - *the small creatures that each player must exterminate*

Pest Queens: 6 total; 1 of each color - *the big creature that each player must capture*

Toolbox Cards: 24 total; 12 offensive (skull & crossbones symbol), 12 defensive (shield symbol) - *action cards that players can play to disadvantage other players or help themselves*

Traps: 7 total; 1 of each color + 1 additional green trap - *used to capture pests or pest queens*

Nest Seal Tokens: 6 total; 1 of each color - *used to seal the nest room, and prevent more pests from emerging into the house*

Dice: 2 total; 1 standard 6-sided die (d6), 1 multi-colored "Queen Die" - *used to determine outcomes of random events - most commonly, the number of pests exterminated, and the actions of the queens*

There are 4 phases to set up the game: **Selecting Exterminators**, **Filling Toolboxes**, **Building the House**, and **Infesting the House**. *If it's your first time playing, we recommend the Quick Start rules to familiarize yourself with the strategy, cards, and game mechanics.*

1. Selecting Exterminators

Lay all exterminator cards on the table face up. Each exterminator, and in some cases the corresponding queen, have their own special characteristics noted on the exterminator card. Roll the d6 to determine who will choose their exterminator first. In **counterclockwise order** around the table, all players select their exterminator. If less than 6 players are playing, return the unchosen exterminator cards to the box.

Quick Start Rules: *Roll a d6 to determine who goes first. In clockwise order, shuffle all exterminator cards and deal one to each player. Return remaining exterminator cards to the box.*

2. Filling Toolboxes

Lay all 24 toolbox cards face-up on the table. The **last player to choose their exterminator** gets to choose first. Players will pick toolbox cards one at a time in **clockwise order**, until all players have **4 toolbox cards**. Toolbox cards are classified as Offensive and Defensive (denoted by the shield and skull icons), depending on whether they benefit the user or harm a user's opponent. Place any unchosen cards into a draw pile. Players will keep their toolbox cards in their hand until they are used. *[see Appendix B for a list of all toolbox cards, and additional details on special use cases]*

Quick Start Rules: *Shuffle all toolbox cards. In clockwise order, starting with the last player to receive an exterminator card, deal cards until all players have 4. Place remaining toolbox cards into a draw pile.*

3. Building the House

Find the **Entry Room tile** (the one with the compass rose on it) and place it on the table. Each player takes the colored **Nest Room tile** that matches their exterminator color. Return all unused nest room tiles to the box. Shuffle all the **Standard Room tiles** and return the following number to the box, based on the number of players:

2 players: 4 tiles **3 players:** 3 tiles **4 players:** 2 tiles **5 players:** 1 tile **6 players:** 0 tiles

Deal the room tiles to all players, starting with the **last player to draw a toolbox card**, continuing in a **clockwise direction**. Starting with that same player & moving in the same direction, lay house tiles on the table one at a time to build the house until all have been played, noting that:

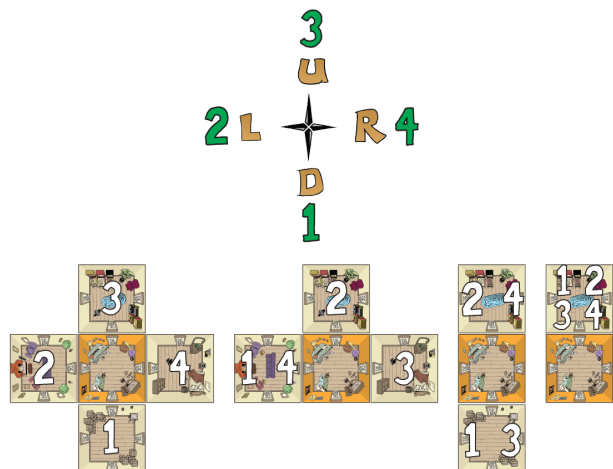
- Players **may not place their Nest Room Tile** until at least the **third round** of tile placement
- Each tile played **must be connected to an existing tile**.
- All Room Tiles must be connected by doors, and the doors on the tiles must align. Doors can not lead to blank walls. Doors leading to the outside are okay.

4. Infesting the House

Depending on the number of players, each player should **remove** the following number of pests from their reserve of 24, and return them to the box:

2 players: 4 pests **3 players:** 3 pests **4 players:** 2 pests **5 players:** 1 pest **6 players:** 0 pests

All players place their **Exterminator** in the **Entry Room**, and their **Pest Queen** in the corresponding **Nest Room**. Then each player will place 7 Pests on the board: 3 Pests in their Nest Room, and the remaining 4 in each of the adjacent, connected rooms, starting with the room in the **down direction** (**consult the compass rose on the Entry Room tile** to determine what directions are Up, Down, Left and Right), and moving clockwise. If there are less than 4 adjacent rooms, continue in the clockwise order until all pests are placed (if there is no room below, start with the one to the left; if there is no room to the left, start with the one above, etc. - **see diagram**.) This will be referred to as the **DLUR order**.



Gameplay

Once the house has been infested, it's time to play! The **first player to play a house tile** starts, with play continuing in a clockwise order. Each player's turn is split into two phases. **On each player's first turn, the first phase occurs twice:**

1. The Queen's Turn:

Roll the **Queen Die**. Your queen takes whatever action the die indicates. Use the compass rose on the Entry Room tile to determine direction

U: Up - Your queen moves up

D: Down - Your queen moves down

L: Left - Your queen moves left

R: Right - Your queen moves right

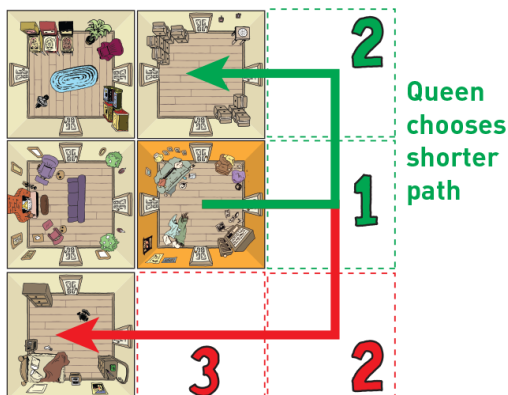
S: Summon - Every pest of your color moves one room toward your queen. It's recommended to start with the pests closest to your queen. If there is more than one equally efficient path to the Queen, split the Pests up in each direction. If an uneven number is split, the extra pest will move based on the **DLUR order** - Down over Left over Up over Right.

P: Populate - Instead of dropping a pest in her current room, your queen drops 4 pests in rooms adjacent to her current room, using the DLUR order.

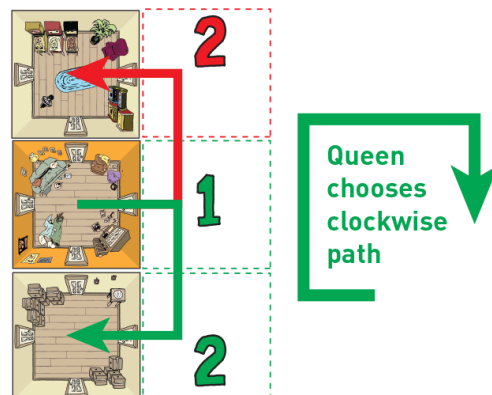
After the queen has taken the action indicated by the die, she **drops 1 pest** (unless a **P** was rolled) from your reserve in the room she is in now, and **1 new pest emerges** in your **Nest Room**.

Note - If the queen rolls to leave the house through an exterior door, she will re-enter the house through the nearest available door into a **different room. To determine which door the queen uses to re-enter, follow the outside walls of the house, treating empty spaces around the house as you would room tiles. If there are two doors of equal distance away, she will take the path that moves her in a clockwise direction. [see diagram] If she enters an empty "courtyard" space within the house with no door available to re-enter, she returns to the same room and drops 2 pests. Since the purple queen can move through walls, she re-enters through the nearest exterior wall that leads to a different room, using the same movement rules. Exiting and re-entering the house constitutes the queen's **entire move**, unless affected by a toolbox card (e.g., if the yellow queen exits and re-enters, she does not move an additional room).**

Different Length Paths



Same Length Paths



Note - If the queen can not perform her action (she would hit a blank wall, there are no pests to summon, etc.) she will get angry and drop 2 pests instead of 1. (Note: If the yellow queen can move at least one room in the rolled direction, or the red queen can summon any pests at least a single room toward her, that is considered to be performing her action, and she does not drop an additional pest).

Note - If the queen is in a trap, roll the queen die as normal. If the queen's color is rolled, she escapes from the trap. The trap is returned to the player, and the queen drops 1 pest as normal, but does not perform any other action. If the queen's color is not rolled, the queen does not take any action, and she remains in the trap.

2. The Exterminator's Turn:

Each turn, the player has **1 Free Move** that can be used in the same way as the "Move" action described below, after which they have **2 Action Points** they can choose expend to take the following actions. You may take any action more than once per turn if you have the action points available. **Unused action points do not accumulate. If you use a non-Move action first, you forfeit the Free Move.**

Action	Description	Pts req'd
Move	Move your exterminator to another room (must move through doors, and can not leave the house)	1/room
Exterminate Pests	Roll d6 die. Remove the rolled number of pests from the room you are in (does not include Queen)	1
Drop Trap*	Drop your trap in your current room, only if you have an available Trap. Traps cannot be dropped in your Nest Room. If both the Queen and Pests are in the room, the player decides which to trap.	1
Empty Trap	Remove a Trap from your current room and return trap and contents to your Pest reserve. If the trap holds your Queen, you must first seal your nest and exterminate all of your Pests before emptying the trap.	1
Drag Trap	Move your exterminator and any trap in your current room to an adjoining room	2
Seal Nest	If you are in your Nest Room, place your Nest Seal token in the room. No Pests will emerge in the nest room as long as the nest is sealed.	2
Destroy Opponent's Trap	Remove 1 opponent's trap from your current room and return to that player. The trapped pests or queen are now free in that room.	1
Unseal Opponent's Nest	If you are in an opponent's Nest Room, return the Nest Seal Token to that player. Their nest is no longer sealed.	2
Play a Toolbox Card	Follow the instructions on the card. Discard the card at the end of your turn, or if there are persistent effects, discard once those are completed.	1
Buy a Toolbox Card	Draw the top toolbox card from the draw pile. If the draw pile is empty, draw a random toolbox card from the discard pile.	2

***Note on Traps** - A standard Trap holds 7 Pests of its color OR the corresponding Queen. The Queen cannot be caught by a Trap that already contains Pests, and vice versa. When dropped, traps will immediately collect pests in the current room, and continue collect any Pests or Queen of its color that enter the room until it reaches its capacity. Traps will remain in place unless emptied by the player that dropped it or destroyed by an opponent.

Good luck and get paid!

Appendix A: Team Play

If individual competition isn't your thing, Pests! Can be played in a team mode, where groups of players are working together to clear the house. Equal teams of 2 or 3 players are recommended (with 4 or 6 players total). Teams should be chosen before game setup begins. The variations in play are as follows:

How do we win?

Your team wins when **ALL your team's Nests are sealed, ALL your team's Pests are exterminated, ALL your team's Queens are trapped, and 1 player on your team is able to empty their Queen trap.**

Can we lose?

Yes. If **any player** has all the pests of their color in the house at the end of their turn, **their team** is eliminated.

Game Play

Follow the standard game play rules, with the following exceptions:

- Exterminators can exterminate pests of any color; not just their own.
- Exterminators can still only seal their own nest, unless a toolbox card allows otherwise.
- Exterminator's trap can still only catch that color pest and that color queen.
- If at any time during their turn an exterminator is in the same room as another member of their team, they may exchange as many toolbox cards between one another as they wish.

Appendix B: Toolbox Cards

Note: Unless specifically stated, the term "Pests" on Toolbox cards does not include the Queen

Defensive:

- **More time:** Take 2 extra actions this turn. Since playing this card costs an action, this is the equivalent of having 3 actions total.
- **Pests hibernate:** The queen does not roll and no new pests emerge in the nest room this turn. This card does not cost an action point to play, and does not forfeit your Free Move. (play this card before your queen rolls)
- **Mating call:** Summon all pests of your color 2 rooms towards yourself. Pests move according to the same rules as when the Queen summons.
- **Colony collapse:** Exterminate half the pests of your color in the most infested room of the board. Round up. If there are multiple rooms that are equally "most infested", you may choose which of those rooms this card effects.
- **Bug bomb:** Eliminate all pests of your color in current room.
- **Energy drink:** As your only action apart from playing this card, move up to 4 spaces this turn.
- **QuikTrap:** Drop and immediately empty a trap in your current room.
- **QuikSeal:** Immediately seal a nest in your current room.
- **Trap remote:** Empty your trap, even if you are in a different room.
- **Nesting:** Return your un-trapped queen to her nest room.
- **Zap!:** Exterminate up to three pests in any single room.
- **Mind control:** Instead of rolling, choose your Queen's action. This card does not cost an action point, and playing it does not forfeit your Free Move. (play this card before your queen rolls)

Offensive:

- **Unseal nest:** Unseal selected player's closed nest
- **Trap Breaks:** Return a trap to the selected player. Contents of that trap are returned to the room the trap had been in.
- **Pest surge:** 5 pests immediately emerge in the selected nest, even if the nest is sealed.
- **Angry queen:** Place this card in front of the selected player. On their next turn, the queen performs her entire action twice. The normal number of pests still emerge in the nest room. (*Note: Royal Persuasion only allows the player to choose one of the Queen's actions before she rolls.*)
- **Stuck!:** Place this card in front of the selected player. They lose their free move and can only take 1 action on their next turn. (The queen still rolls, and pests still emerge in the nest room)
- **Sabotage tools:** Discard one card at random from another player
- **Less to infest:** Remove 5 pests from the selected player's reserve & return them to the box - these are no longer available to infest the house
- **Royal Persuasion:** Place this card in front of another player. On their next turn, you may choose what action their queen takes.
- **Dumpster Diver:** Take a discarded offensive action card and immediately use it.
- **They're spreading!:** Place 4 pests from the selected player's supply in the rooms connected to one that already contains that type of pest (using DLUR pattern)
- **Two by two, hurrah!:** Place this card in front of a selected player with an open nest. Until the nest is sealed, one additional pest will spawn from that opponent's nest each turn. Discard this card if that nest is sealed.
- **Fertile:** Place this card in front of an opponent whose queen is not in a trap. Until the queen is trapped, she drops an additional pest every turn. Discard this card if the queen is trapped.




ANGRY QUEEN

PLACE THIS CARD IN FRONT OF ANOTHER PLAYER. ON THEIR NEXT TURN, THE QUEEN PERFORMS HER ENTIRE ACTION TWICE.




PLAYTEST EDITION v1.2


BUG BOMB



ELIMINATE ALL PESTS OF YOUR COLOR IN CURRENT ROOM.



PLAYTEST EDITION v1.2



COLONY COLLAPSE

EXTERMINATE HALF THE PESTS OF YOUR COLOR IN THE MOST INFESTED ROOM OF THE BOARD (ROUND UP).



PLAYTEST EDITION v1.2

DUMPSTER DIVER

TAKE AN OFFENSIVE TOOLBOX CARD FROM THE DISCARD PILE AND IMMEDIATELY USE IT.



PLAYTEST EDITION v1.2



ENERGY DRINK

AS YOUR ONLY ACTION APART FROM PLAYING THIS CARD, MOVE UP TO 4 SPACES THIS TURN.





PLAYTEST EDITION v1.2

FERTILE

PLACE THIS CARD IN FRONT OF ANOTHER PLAYER WHOSE QUEEN IS NOT TRAPPED. THE QUEEN DROPS AN ADDITIONAL PEST EVERY TURN. DISCARD IF THE QUEEN IS TRAPPED.



PLAYTEST EDITION v1.2



PESTS HIBERNATE

THE QUEEN DOES NOT ROLL AND NO NEW PESTS EMERGE THIS TURN. TAKE ONE EXTRA ACTION THIS TURN.

(PLAY THIS CARD BEFORE YOUR QUEEN ROLLS. DETERS ROYAL PERSECUTION TO NEXT TURN IF IN PLAY. DOES NOT COST AN ACTION POINT OR SACRIFICE YOUR FREE MOVE.)






PLAYTEST EDITION v1.2

LESS TO INFEST

REMOVE 5 PESTS FROM ANOTHER PLAYER'S RESERVE AND RETURN THEM TO THE BOX. THEY ARE NO LONGER AVAILABLE TO INFEST THE HOUSE.



PLAYTEST EDITION v1.2



MATING CALL

SUMMON ALL PESTS OF YOUR COLOR 2 ROOMS TOWARDS YOURSELF.

PLAYTEST EDITION v1.2



MIND CONTROL




INSTEAD OF ROLLING, CHOOSE YOUR QUEEN'S ACTION.

(PLAY THIS CARD BEFORE YOUR QUEEN ROLLS. DEFERS ROYAL PERSUASION TO NEXT TURN IF IN PLAY. DOES NOT COST AN ACTION POINT OR SACRIFICE YOUR FREE MOVE.)

PLAYTEST EDITION v1.2






MORE TIME

TAKE TWO EXTRA ACTIONS THIS TURN.

PLAYTEST EDITION v1.2



NESTING


RETURN YOUR UN-TRAPPED QUEEN TO HER NEST SQUARE.

PLAYTEST EDITION v1.2



CREEPY CRAWLIES

HAS 2 TRAPS



TURN ORDER

1. QUEEN:
ROLL QUEEN DIE
QUEEN DROPS PEST
NEST SPAWNS PEST

2. EXTERMINATOR:
FREE MOVE
USE ACTION POINTS

AVAILABLE ACTIONS (2PTS/TURN)

MOVE:1PT/ROOM
EXTERMINATE:.....1PT/D6
DROP TRAP:.....1PT
EMPTY TRAP:.....1PT
DRAG TRAP:.....2PT
SEAL NEST:.....2PT
DESTROY OPPONENT'S TRAP:.....1PT
UNSEAL OPPONENT'S NEST:.....2PT
PLAY A TOOLBOX CARD:1PT
BUY A TOOLBOX CARD:2PT

R

PLAYTEST EDITION v1.2

VICIOUS VERMIN

TRAP HOLDS 9



TURN ORDER

1. QUEEN:
ROLL QUEEN DIE
QUEEN DROPS PEST
NEST SPAWNS PEST

2. EXTERMINATOR:
FREE MOVE
USE ACTION POINTS

AVAILABLE ACTIONS (2PTS/TURN)

MOVE:1PT/ROOM
EXTERMINATE:.....1PT/D6
DROP TRAP:.....1PT
EMPTY TRAP:.....1PT
DRAG TRAP:.....2PT
SEAL NEST:.....2PT
DESTROY OPPONENT'S TRAP:.....1PT
UNSEAL OPPONENT'S NEST:.....2PT
PLAY A TOOLBOX CARD:1PT
BUY A TOOLBOX CARD:2PT

S

PLAYTEST EDITION v1.2

FLYING BUGS

TRAP ATTRACTS PESTS
FROM ADJOINING ROOMS

QUEEN MOVES 2 ROOMS/ROLL



TURN ORDER

1. QUEEN:
ROLL QUEEN DIE
QUEEN DROPS PEST
NEST SPAWNS PEST

2. EXTERMINATOR:
FREE MOVE
USE ACTION POINTS

AVAILABLE ACTIONS (2PTS/TURN)

MOVE:1PT/ROOM
EXTERMINATE:.....1PT/D6
DROP TRAP:.....1PT
EMPTY TRAP:.....1PT
DRAG TRAP:.....2PT
SEAL NEST:.....2PT
DESTROY OPPONENT'S TRAP:.....1PT
UNSEAL OPPONENT'S NEST:.....2PT
PLAY A TOOLBOX CARD:1PT
BUY A TOOLBOX CARD:2PT

L

PLAYTEST EDITION v1.2

WINGED BEASTS

+1 ON ROLLS TO EXTERMINATE

PESTS APPEAR 2 ROOMS AWAY
WHEN QUEEN POPULATES



TURN ORDER

1. QUEEN:
ROLL QUEEN DIE
QUEEN DROPS PEST
NEST SPAWNS PEST

2. EXTERMINATOR:
FREE MOVE
USE ACTION POINTS

AVAILABLE ACTIONS (2PTS/TURN)

MOVE:1PT/ROOM
EXTERMINATE:.....1PT/D6
DROP TRAP:.....1PT
EMPTY TRAP:.....1PT
DRAG TRAP:.....2PT
SEAL NEST:.....2PT
DESTROY OPPONENT'S TRAP:.....1PT
UNSEAL OPPONENT'S NEST:.....2PT
PLAY A TOOLBOX CARD:1PT
BUY A TOOLBOX CARD:2PT

U

PLAYTEST EDITION v1.2

SPOOKY SPECTERS

OPPONENTS MUST USE 2 ACTION POINTS TO DESTROY YOUR TRAP

QUEEN & PESTS CAN MOVE THROUGH WALLS



TURN ORDER

1. QUEEN:

ROLL QUEEN DIE
QUEEN DROPS PEST
NEST SPAWNS PEST

2. EXTERMINATOR:

FREE MOVE
USE ACTION POINTS

AVAILABLE ACTIONS (2PTS/TURN)

MOVE:1PT/ROOM
EXTERMINATE:.....1PT/D6
DROP TRAP:.....1PT
EMPTY TRAP:.....1PT
DRAG TRAP:.....2PT
SEAL NEST:.....2PT
DESTROY OPPONENT'S TRAP:.....1PT
UNSEAL OPPONENT'S NEST:.....2PT
PLAY A TOOLBOX CARD:1PT
BUY A TOOLBOX CARD:2PT



PLAYTEST EDITION v1.2

UNWANTED GUESTS

ONLY 1 ACTION POINT IS NEEDED TO SEAL NEST

SPAWN 1 ADDITIONAL PEST EACH TURN FROM NEST



TURN ORDER

1. QUEEN:

ROLL QUEEN DIE
QUEEN DROPS PEST
NEST SPAWNS PEST

2. EXTERMINATOR:

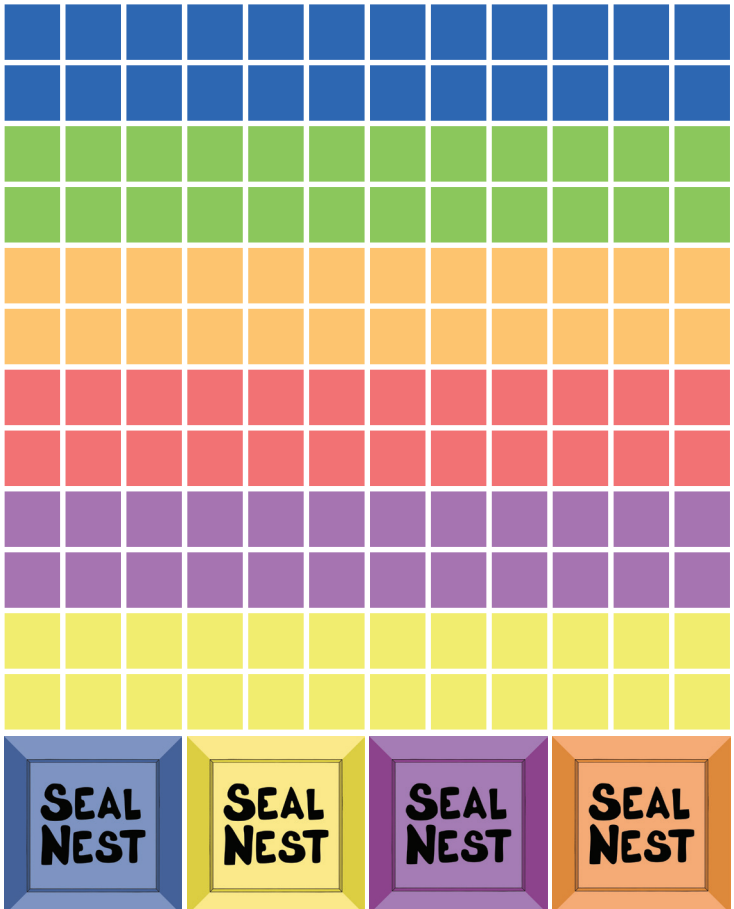

FREE MOVE
USE ACTION POINTS

AVAILABLE ACTIONS (2PTS/TURN)

MOVE:1PT/ROOM
EXTERMINATE:.....1PT/D6
DROP TRAP:.....1PT
EMPTY TRAP:.....1PT
DRAG TRAP:.....2PT
SEAL NEST:.....2PT
DESTROY OPPONENT'S TRAP:.....1PT
UNSEAL OPPONENT'S NEST:.....2PT
PLAY A TOOLBOX CARD:1PT
BUY A TOOLBOX CARD:2PT



PLAYTEST EDITION v1.2



PLAYTEST EDITION v1.2

FOLD



GLUE REVERSE SIDES TOGETHER

FOLD

GLUE REVERSE SIDES TOGETHER



FOLD

PLAYTEST EDITION v1.2



PLAYTEST EDITION v1.2

PLAYTEST EDITION v1.2





PLAYTEST EDITION v1.2

PLAYTEST EDITION v1.2



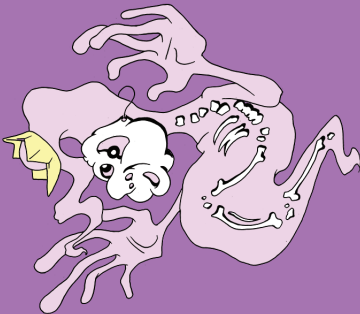
PLAYTEST EDITION v1.2

PLAYTEST EDITION v1.2



PLAYTEST EDITION v1.2

PLAYTEST EDITION v1.2

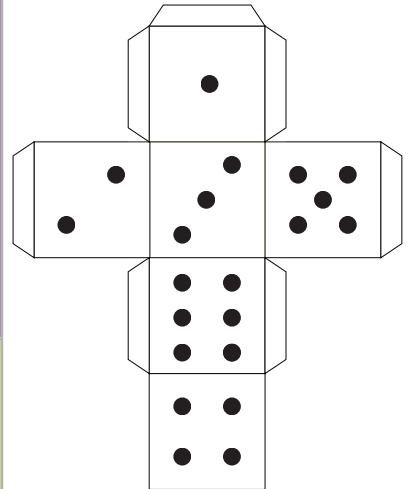





PLAYTEST EDITION v1.2

PLAYTEST EDITION v1.2

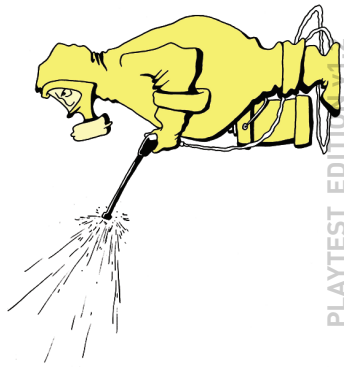


PLAYTEST EDITION v1.2

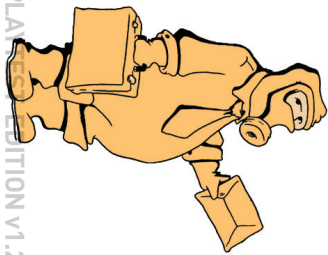




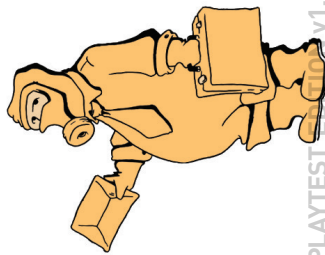
PLAYTEST EDITION v1.2




PLAYTEST EDITION v1.2



PLAYTEST EDITION v1.2




PLAYTEST EDITION v1.2




PLAYTEST EDITION v1.2



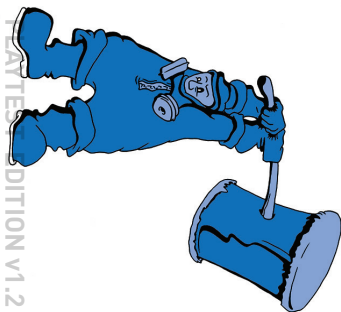
PLAYTEST EDITION v1.2



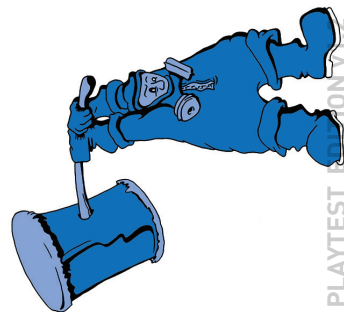
PLAYTEST EDITION v1.2



PLAYTEST EDITION v1.2




PLAYTEST EDITION v1.2



PLAYTEST EDITION v1.2



PLAYTEST EDITION v1.2



PLAYTEST EDITION v1.2

PEST SURGE

5 PESTS IMMEDIATELY EMERGE FROM SELECTED NEST, EVEN IF THE NEST IS SEALED.



PLAYTEST EDITION v1.2

QUIKSEAL

IMMEDIATELY SEAL A NEST IN YOUR CURRENT ROOM.



PLAYTEST EDITION v1.2

QUIKTRAP

DROP AND IMMEDIATELY EMPTY A TRAP IN YOUR CURRENT ROOM.



PLAYTEST EDITION v1.2

ROYAL PERSUASION

PLACE THIS CARD IN FRONT OF ANOTHER PLAYER. ON THEIR NEXT TURN, YOU MAY CHOOSE WHAT ACTION THEIR QUEEN TAKES.



PLAYTEST EDITION v1.2

THEY'RE SPREADING!

PLACE 4 PESTS FROM ANOTHER PLAYER'S SUPPLY IN THE ROOMS CONNECTED TO ONE THAT ALREADY CONTAINS THAT TYPE OF PEST. USE THE DLUR PATTERN.



PLAYTEST EDITION v1.2

TWO BY TWO, HURRAH!

PLACE THIS CARD IN FRONT OF ANOTHER PLAYER WITH AN OPEN NEST. UNTIL NEST IS SEALED, 1 ADDITIONAL PEST EMERGES FROM THAT PLAYER'S NEST EACH TURN. DISCARD THIS CARD IF NEST IS SEALED.



PLAYTEST EDITION v1.2


SABOTAGE TOOLS

DISCARD ONE CARD AT RANDOM FROM ANOTHER PLAYER.



PLAYTEST EDITION v1.2

TRAP BREAKS



RETURN ANOTHER PLAYER'S TRAP TO THEM. CONTENTS OF THAT TRAP ARE RETURNED TO THE ROOM THE TRAP WAS IN.



PLAYTEST EDITION v1.2

UNSEAL NEST

UNSEAL ANOTHER PLAYER'S CLOSED NEST.



PLAYTEST EDITION v1.2

STUCK!



PLACE THIS CARD IN FRONT OF ANOTHER PLAYER. THEY LOSE THEIR FREE MOVE AND MAY ONLY TAKE 1 ACTION ON THEIR NEXT TURN.



PLAYTEST EDITION v1.2

TRAP REMOTE

EMPTY YOUR TRAP, EVEN IF YOU ARE IN A DIFFERENT ROOM.



PLAYTEST EDITION v1.2

ZAP!

EXTERMINATE UP TO THREE PESTS IN ANY ROOM.



PLAYTEST EDITION v1.2